

**EDEN
DESIGN**

252 Weir Lake Road
Saylorsburg, PA 18353
570 • 855 • 9829
edendesigla@gmail.com

DRAWING ISSUE DATA

ORIGINAL DOCUMENT EVENT	DATE
ORIGINAL DOCUMENT COMPLETION	4-16-2018

REVISIONS

EVENT	DATE
-------	------

SUBJECT PROPERTY DATA

LOT NUMBER: 172	BLOCK NUMBER: 1
---------------------------	---------------------------

CLIENT:

SITE STREET ADDRESS:

MUNICIPALITY: Jefferson Twsp.	ZIP CODE: 07849
---	---------------------------

COUNTY:
Morris County

STATE:
New Jersey

DRAWING TITLE:

LIGHTING PLAN

DRAWING SCALE: 1" = 10' - 00"	CERTIFIED BY:
---	---------------

PROJECT NUMBER:

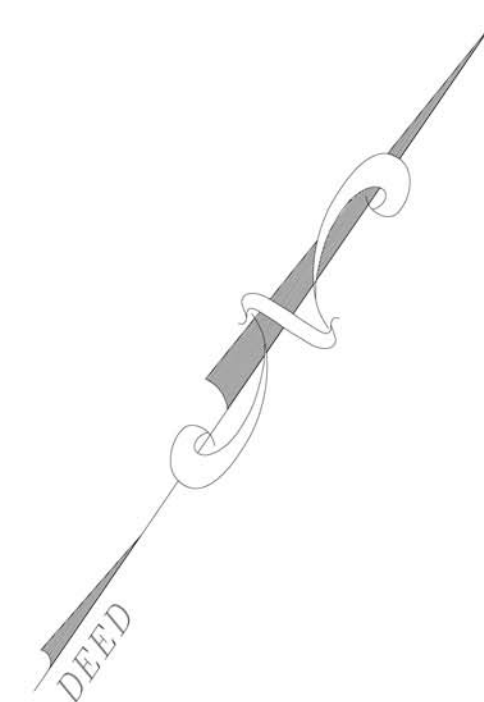
DRAWN BY:
JP

JOSEPH H. POLACEK, ASLA





CHECKED BY:
JP

SHEET NUMBER:

G 1.5



LOW VOLTAGE LANDSCAPE LIGHTING

PATH LIGHT	QUANTITY
 UNIQUE, INTREPID = INTR-12-L430(L530)(L630) CAST BRASS, ORBITAL BOTTOM MOUNT, GLARE CONTROL LENS KIT, PVC MOUNTING STAKE, 25' WIRE LEAD, FLEX SERIES 4(5)(6)WATT LED	15
 UNIQUE, ISO = IS6-LED-27K-BK ALUMINUM WITH GLARE CONTROL LENS KIT 25' WIRE LEAD, (3)WATT LED	11
 UNIQUE, NOVASTAR = NOVS-12-L430 CAST BRASS, STAR GRATE, FLAT LENS RETAINER RING, GLARE CONTROL LENS KIT, 25' WIRE LEAD, FLEX SERIES 4 WATT LED	7
 UNIQUE, INTELLI-MATIC TRANSFORMER, SINGLE CORE, MULTI TAP, 12 VOLT TRANSFORMER, STAINLESS STEEL HOUSING LIGHT LOGIC LPCU	2

